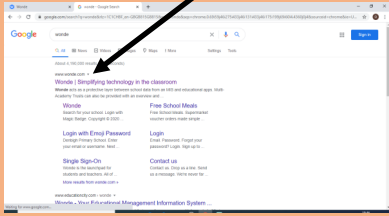


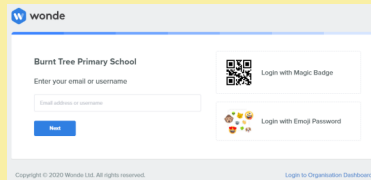
Student Quick Guide to Joining a Google

1. Search for Wonde using




Google

2. Log into Wonde using your Emoji password or



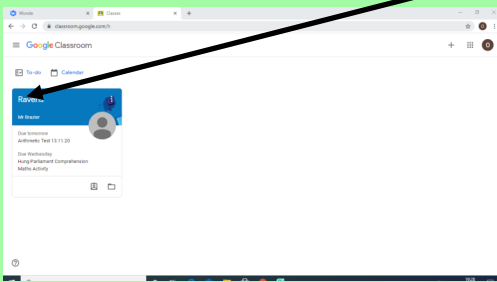
magic badge.

3. Select Google Classroom from your applications.



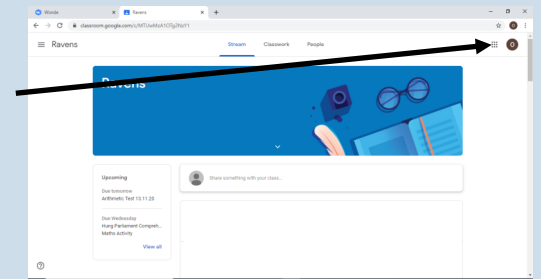
4. You will be taken to your child's class.

Click the name on class

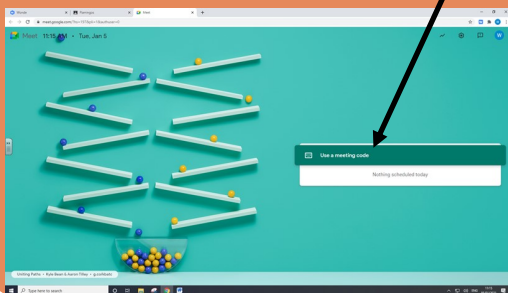


5. Click on the 9 dots in the right hand corner of the screen.

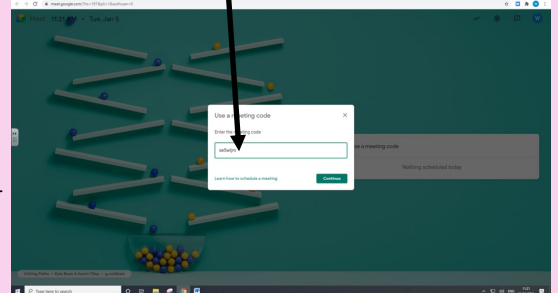
Select



6. Click on 'Use a meeting code' or 'Join or start a meeting'.



7. Enter the code that has been provided by your class teacher at the time specified on



8. You will only be let into the lesson if a teacher is present. If a teacher has not logged in, you will not be accepted into the lesson and

There are rules for online learning!

We behave sensibly like we are in school.

We have our microphones muted unless our teacher asks us to unmute.

We are good listeners.

We use the 'hand up' button if we need to speak.